



California Afterschool
Outcome Measures Project

FIELD TEST OVERVIEW

Spring 2011

**UC Irvine & UC Davis, with support from
David and Lucile Packard Foundation &
California Department of Education**

California Afterschool Outcome Measures Project **FIELD TEST (2010-2011)**

Overview of key elements:

- **Participation open to all programs in the state**
- **Technical assistance provided to programs**
 - Email and telephone help during fall and spring survey administrations & help interpreting scores at the end of Field Test
- **Web-based surveys of student performance collected from students, program staff, & classroom teachers in fall 2010 and spring 2011**
- **Confidential summary report of survey results**
 - Programs receive scores of positive behavior change and skill development for their site and across all sites

FIELD TEST (2010-2011)

Option to Administer Three Surveys

- **Student—Elementary & Middle School—(5-6 subscales)**
 - Work Habits
 - Misconduct
 - Reading Efficacy
 - Math Efficacy
 - Social Efficacy
 - Task Persistence (middle school only)

- **Afterschool Staff—Reports on Students (5 subscales)**
 - Work Habits
 - Aggressive Behavior with Peers
 - Prosocial Behavior with Peers
 - Task Persistence
 - Social Skills

- **Classroom Teachers—Reports on Students (6 subscales)**
 - Same as Staff plus Mock Report Card

California Afterschool Outcome Measures Project FIELD TEST (2010-2011)

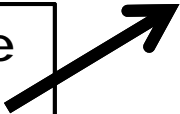
- Instructions available on Project website:
afterschooloutcomes.org

Click on TAB



FIELD TEST SURVEYS

Select appropriate
instructions;
download & read
prior to survey
administration



Field Test Instructions

[Instructions for Site Coordinator to Start Field Test](#)

[Instructions for Site Coordinator to Train Staff to Administer Student Surveys](#)

[Instructions for Site Coordinator to Administer Program Staff Surveys](#)

[Instructions for Site Coordinator to Administer Elementary Teacher Surveys](#)

[Sample Letter to the School Principal \(pdf\) \(doc\)](#)

[Template to Request Study Codes for students, staff, and teachers](#)

[Instructions for Elementary/Middle School Student Surveys](#)

[Special Instructions for ELL and Special Needs Students](#)

[Instructions for Afterschool Program Staff Surveys](#)

[Instructions for Elementary Teacher Surveys](#)

End-of-Year Survey Administration

START DATE:

Monday—April 18, 2011

CLOSE DATE:

Tuesday—May 31, 2011

Surveys can be administered anytime during the the Survey Window.

Example Walk-through of STUDENT SURVEY ADMINISTRATION

STUDENT INDIVIDUAL SURVEY ACCESS CODES

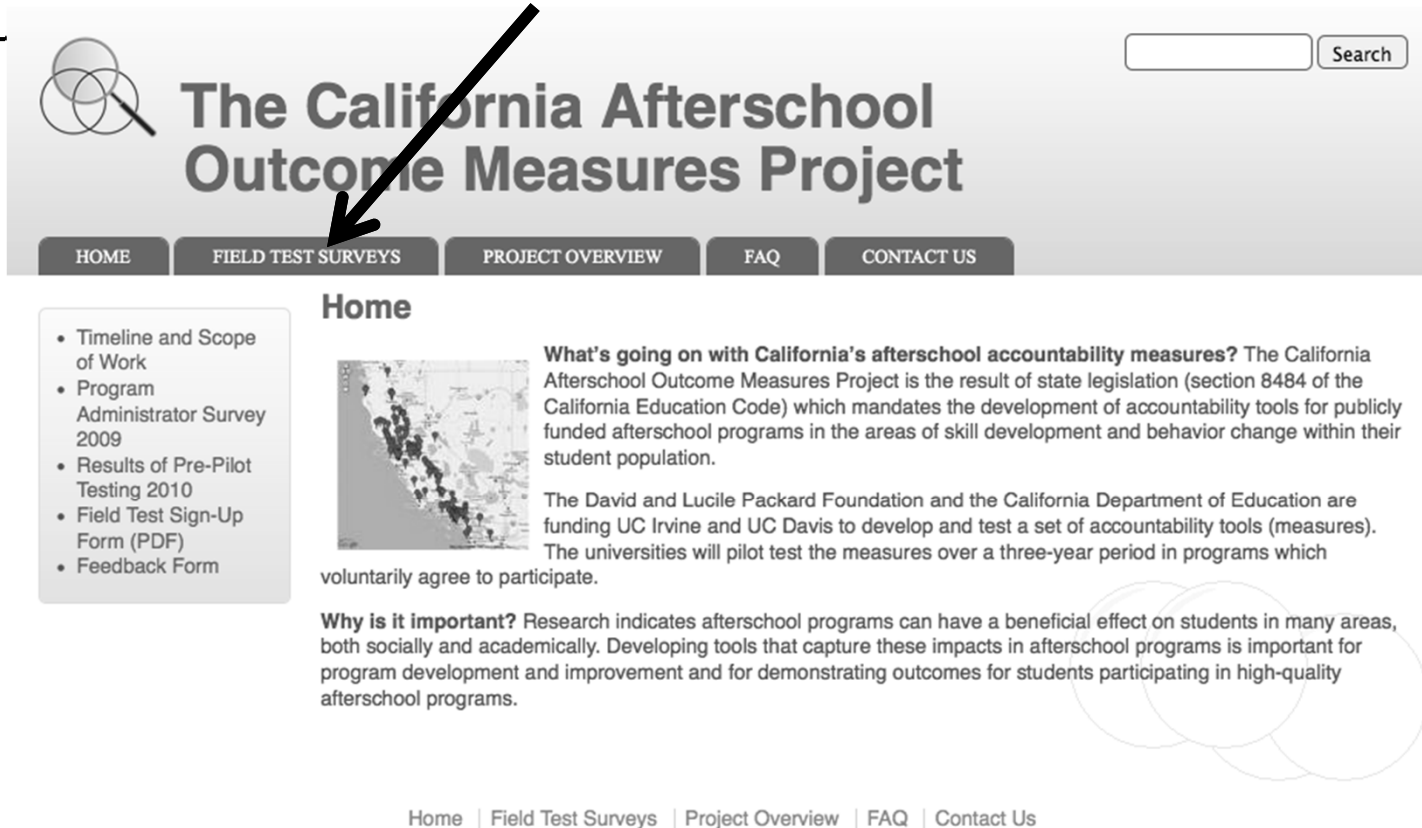
- * Give students their individual assigned student code—highlighted in **yellow** on the *Request for Student Code Template*—this is the same code assigned in the fall.
- * Students who got an assigned code but did not take the survey in the fall can take the spring survey using the previously assigned code.
- * **Request codes for any newly enrolled students** who were not assigned a code before. Make sure to request these codes prior to your site's spring survey administration date.

STUDENT SURVEY ADMINISTRATION

Time to Complete Survey

- * The majority of students (80%) take less than 10 minutes to complete the survey online.
- * Some students may take up 10-15 minutes with a few students requiring extra support.
 - *See instructions for Slow Readers and English Language Learners available on website.*

GO TO PROJECT WEBSITE:
afterschooloutcomes.org
1. Click on “Field Test Surveys” tab at top.




The California Afterschool Outcome Measures Project

HOME | **FIELD TEST SURVEYS** | PROJECT OVERVIEW | FAQ | CONTACT US

Home

- Timeline and Scope of Work
- Program Administrator Survey 2009
- Results of Pre-Pilot Testing 2010
- Field Test Sign-Up Form (PDF)
- Feedback Form

What's going on with California's afterschool accountability measures? The California Afterschool Outcome Measures Project is the result of state legislation (section 8484 of the California Education Code) which mandates the development of accountability tools for publicly funded afterschool programs in the areas of skill development and behavior change within their student population.



The David and Lucile Packard Foundation and the California Department of Education are funding UC Irvine and UC Davis to develop and test a set of accountability tools (measures). The universities will pilot test the measures over a three-year period in programs which voluntarily agree to participate.

Why is it important? Research indicates afterschool programs can have a beneficial effect on students in many areas, both socially and academically. Developing tools that capture these impacts in afterschool programs is important for program development and improvement and for demonstrating outcomes for students participating in high-quality afterschool programs.

Home | Field Test Surveys | Project Overview | FAQ | Contact Us



2. SELECT appropriate survey:

Once survey link is selected you should see the first page of the survey:

Field Test Surveys

Student Surveys

Elementary Student Survey

Middle School Student Survey

Teacher and Staff Surveys

Classroom Teacher Survey

Program Staff Survey

Example: Elementary Student Survey



California Afterschool
Outcome Measures Project

Elementary Student Survey

You will need your **survey code number** to log in
If you do not know your code number, ask your teacher for help

When you are ready to begin, click "Next"

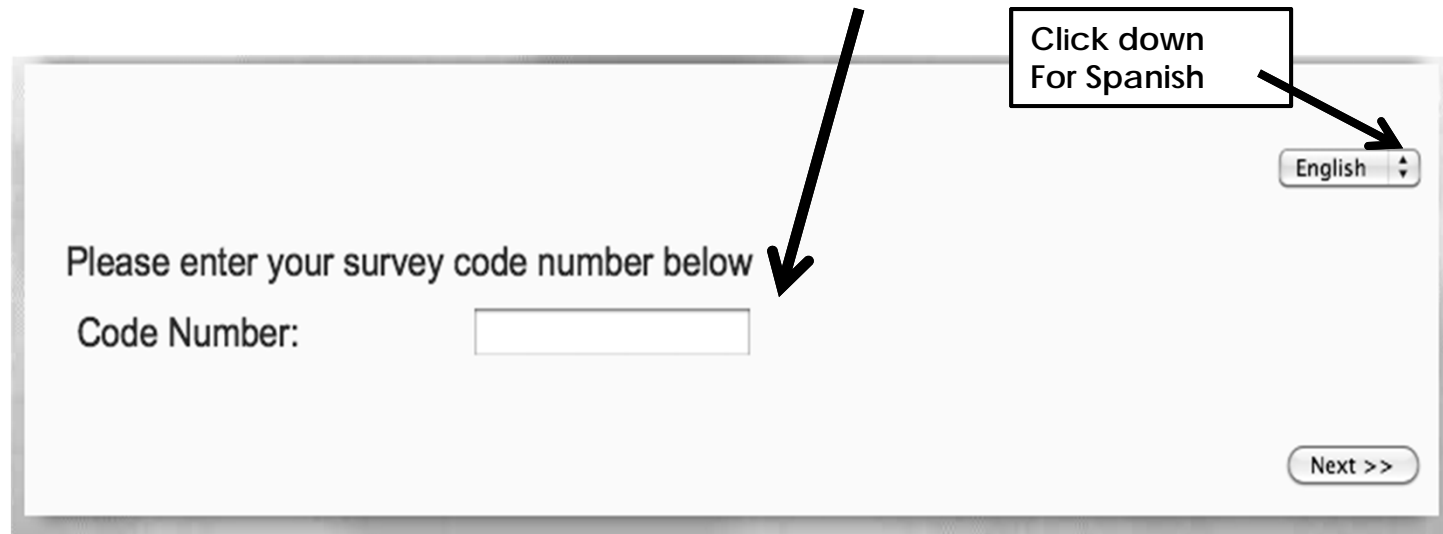
English

Next >>

3. Student

a. Selects language [English or Spanish]

b. Enters assigned survey code:



The screenshot shows a survey form with the following elements:

- Text: "Please enter your survey code number below"
- Text: "Code Number:" followed by an empty text input field.
- Language selection: A dropdown menu currently showing "English".
- Next button: A button labeled "Next >>".

Annotations:

- A box with the text "Click down For Spanish" has an arrow pointing to the dropdown menu.
- A box with the text "Please enter your survey code number below" has an arrow pointing to the input field.

4. When student has finished survey this page should appear.



California Afterschool
Outcome Measures Project

Thank you, your survey is now complete

Please inform a teacher that you are finished, and ***show them this screen***

If ***another student*** is ready to complete the survey now,
please click the *Start a new survey* button below

If ***no other student*** will be completing the survey now,
please close this browser window

Start a new survey

Program Staff Survey:

Reports on Students in Afterschool Program

- * Staff need both their individual access code and the ID code for each student for whom they will be completing a report.
- * Each **student report** takes **3-5 minutes** to complete.
 - *Staff may complete student reports in multiple sessions.*
For example: A staff completing reports for 20 students can do four reports a day (a 20-minute session) on five different days.
- * Ideally, staff should complete reports in the spring on the same students for whom they completed reports in the fall. However, if there are changes in staff or group assignments then staff can report on different students.

Classroom Teacher Survey:

Teacher Reports on Students in their Classroom
who are enrolled in ASP

- * Secure approval of school principal before enlisting classroom teacher participation (grades 3-8 only)

- * Distribute to Participating Teachers:
 1. Survey instructions with Individual Teacher Access Code
 2. List of ASP students in each teacher's classroom along with each student's assigned code
 3. Each student report takes 3-5 minutes to complete; Teachers may complete student reports in multiple sessions

Spring Field Test

- **Can sites that did not do the fall surveys sign up now?**
 - *Yes, but they will not get a report of pre/post change scores, only the results of the spring survey administration.*
 - *If survey access codes were not previously requested a Request for Access Code Template must be submitted in order to complete the spring survey.*
 - *The Access Code Template can be downloaded from the project website.*

Questions about Afterschool Outcome Measures

For answers to frequently asked questions go to Project Website click on "FAQ" tab:

View other information about the Project & download instructions [click on "Field Test Surveys" tab] for administering the Student Outcome Measures

The California Afterschool Outcome Measures Project

HOME FIELD TEST SURVEYS PROJECT OVERVIEW **FAQ** CONTACT US

• Timeline and Scope of Work
• Program Administrator Survey 2009
• Results of Pre-Pilot Testing 2010
• Field Test Sign-Up Form (PDF)
• Feedback Form

FAQ - Frequently Asked Questions

The California Afterschool Outcome Measures Project, funded by the David and Lucile Packard Foundation and the California Department of Education, has developed student measures of skill development and positive behavior change that can be used by afterschool programs in California and elsewhere. The "Frequently Asked Questions" and answers provided below describe this project.

Thank you for your interest. We hope you will join us in this important field test. [expand all]

Who is eligible to participate in the Field Test?
If our after school program doesn't have access to computers and the Internet can we still participate in the study?
Will you be reporting results on our specific after school program and identifying teachers, students and staff?
How long will it take to complete all the surveys?
Will CDE require my program to use these measures?
If I want to use these measures for my own program's information, not as accountability, will I be able to?
Why are some of the survey items addressing negative behavior rather than positive behavior?
Who will see my survey responses?
Why is this research important?
Is this research part of the Statewide ASES Evaluation?
If more than one site in my program is participating in the field test will my report be disaggregated by site?

Questions before or during survey administration...
Contact us by email at:
afterschool@uci.edu