



California Afterschool
Outcome Measures Project

SUMMER LEARNING PROJECT
Overview of Outcome Measures
SUMMER 2011

University of California, Irvine
Department of Education

California Afterschool Outcome Measures Project
SUMMER LEARNING PROJECT 2011

Overview of key elements:

- **Participation open to all 8 Summer Learning Communities and their respective sites**
- **Technical assistance provided**
 - Email and telephone help during survey administrations & help interpreting scores at the end of summer program
- **Web-based surveys of student performance collected from students and program staff at the beginning and end of summer session 2011**
- **Confidential summary report of survey results**
 - Programs receive scores of positive behavior change and skill development for their site and across all sites

Option to Administer Student and Staff Surveys

- **Student—Elementary & Middle School—(5-7 subscales)**
 - Work Habits
 - Misconduct
 - Reading Efficacy
 - Math Efficacy
 - Social Efficacy
 - Task Persistence (middle school only)
 - Program Environment [at end of summer session only]

- **Program Staff—Reports on Students (5 subscales)**
 - Work Habits
 - Aggressive Behavior with Peers
 - Prosocial Behavior with Peers
 - Task Persistence
 - Social Skills

STUDENT SURVEY ADMINISTRATION

Time to Complete Survey

- The majority of students (80%) take **less than 10 minutes** to complete the survey online.
- Some students may take up 10-15 minutes with a few students requiring extra support.
 - *See instructions for Slow Readers and English Language Learners available on website.*

Timeline Survey Administration

PRE-SURVEYS:

WEEK 1 & 2 OF SUMMER SESSION

POST-SURVEYS:

LAST TWO WEEKS OF *final* SUMMER SESSION

Surveys can be administered any time during the 2-week survey window [at the beginning and end of your summer program] and can be done in multiple sessions.

California Afterschool Outcome Measures Project SUMMER LEARNING PROJECT 2011

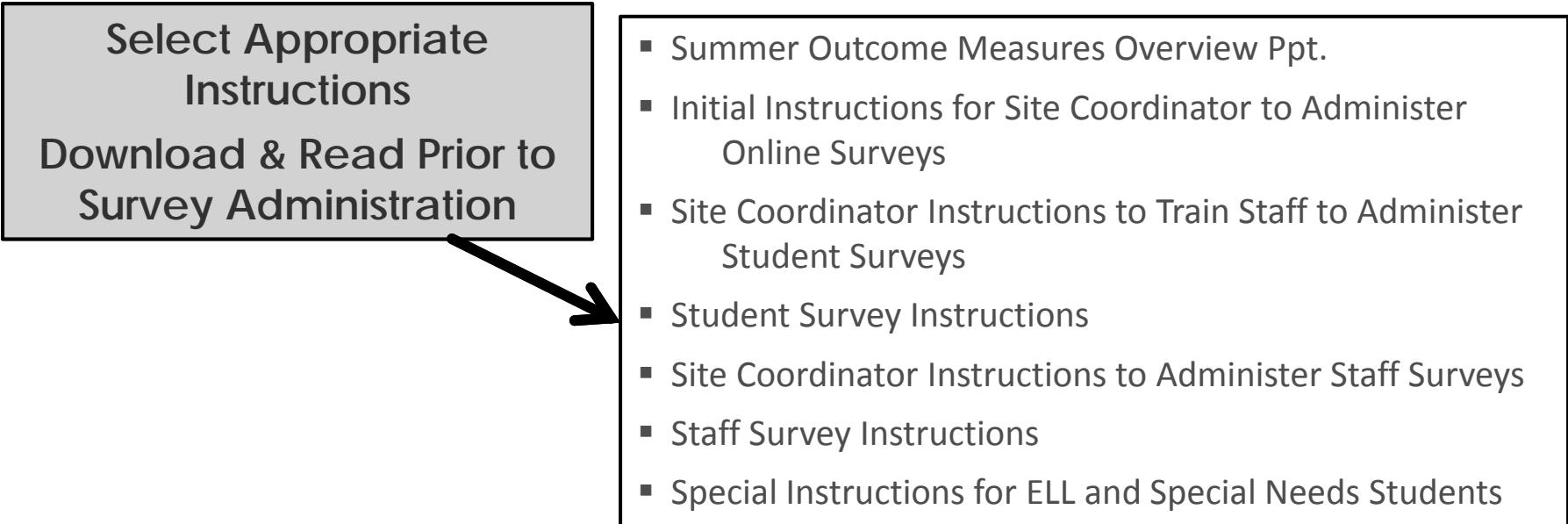
- Instructions available on Project website:
afterschooloutcomes.org

Click on TAB



SUMMER LEARNING PROJECT

Select Appropriate
Instructions
Download & Read Prior to
Survey Administration



- Summer Outcome Measures Overview Ppt.
- Initial Instructions for Site Coordinator to Administer Online Surveys
- Site Coordinator Instructions to Train Staff to Administer Student Surveys
- Student Survey Instructions
- Site Coordinator Instructions to Administer Staff Surveys
- Staff Survey Instructions
- Special Instructions for ELL and Special Needs Students

Example Walk-through of STUDENT SURVEY ADMINISTRATION

STUDENT INDIVIDUAL SURVEY ACCESS CODES

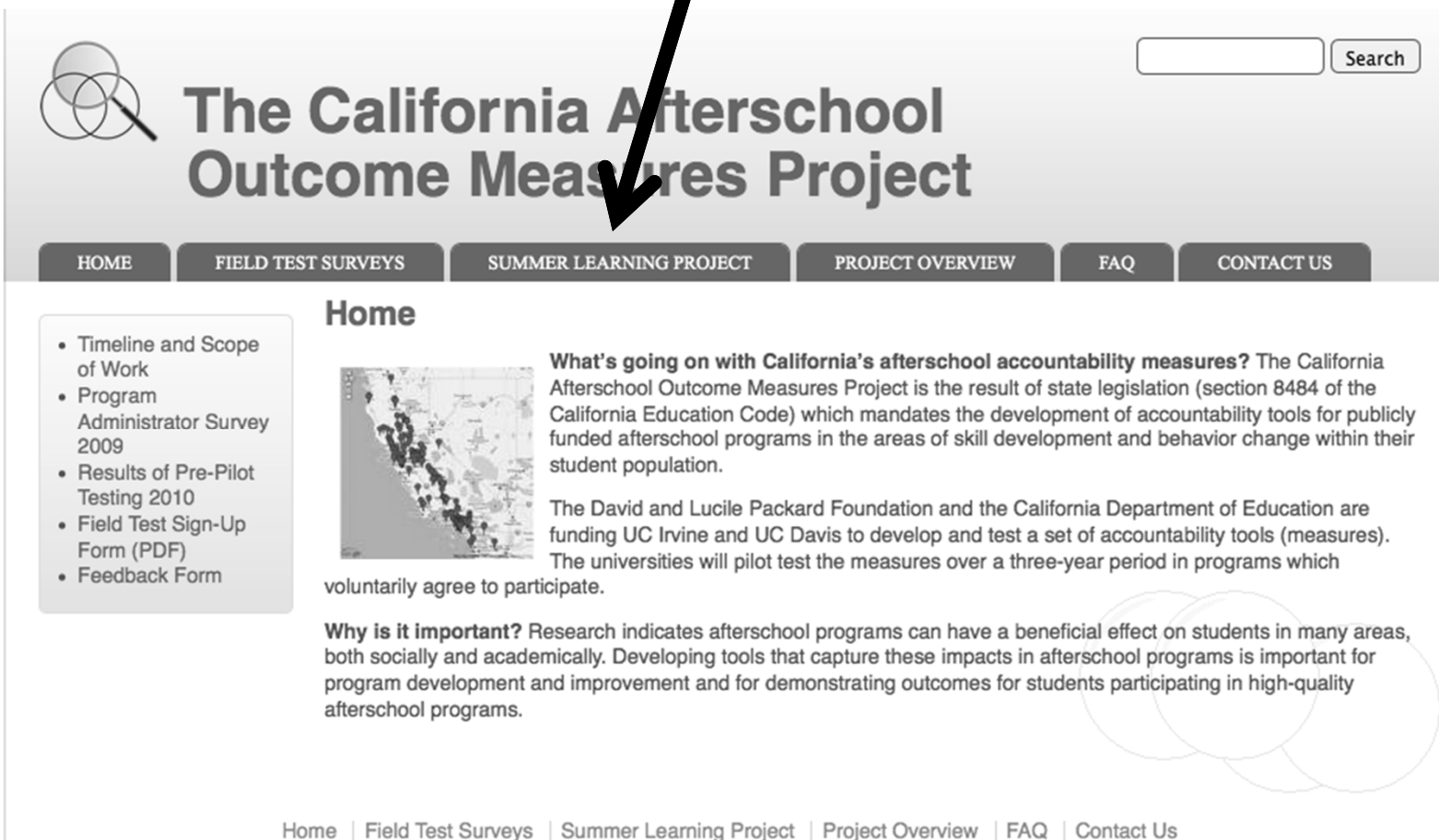
- Give students their individual assigned student code—highlighted in yellow on the *Request for Survey Codes Template*—this code will be used for pre- and post- surveys and will allow for analysis of individual student behavior changes.
- Make sure you request codes for all students enrolled in the summer learning program prior to your site's pre-survey administration date. The excel form can be found on our website.
- Please provide the student State ID numbers* as well. This will allow us to track them.

* The CSID (student State ID #) and other student information is necessary for cross-referencing and verifying incoming survey data, and for linking survey data longitudinally.


GO TO PROJECT WEBSITE:

afterschooloutcomes.org

1. Click on “Summer Learning Project” tab at top.




The screenshot shows the homepage of the California Afterschool Outcome Measures Project. At the top left is a logo consisting of three overlapping circles. To the right is a search bar with the text "Search". The main title is "The California Afterschool Outcome Measures Project". Below the title is a navigation menu with tabs: HOME, FIELD TEST SURVEYS, SUMMER LEARNING PROJECT, PROJECT OVERVIEW, FAQ, and CONTACT US. A large black arrow points from the instruction above to the "SUMMER LEARNING PROJECT" tab. The main content area is titled "Home" and contains a list of links on the left, a map of California in the middle, and text on the right. The text on the right discusses the project's purpose and funding. At the bottom is a footer with navigation links: Home | Field Test Surveys | Summer Learning Project | Project Overview | FAQ | Contact Us.

 **The California Afterschool Outcome Measures Project**

HOME FIELD TEST SURVEYS **SUMMER LEARNING PROJECT** PROJECT OVERVIEW FAQ CONTACT US

Home

- Timeline and Scope of Work
- Program Administrator Survey 2009
- Results of Pre-Pilot Testing 2010
- Field Test Sign-Up Form (PDF)
- Feedback Form

 **What's going on with California's afterschool accountability measures?** The California Afterschool Outcome Measures Project is the result of state legislation (section 8484 of the California Education Code) which mandates the development of accountability tools for publicly funded afterschool programs in the areas of skill development and behavior change within their student population.

The David and Lucile Packard Foundation and the California Department of Education are funding UC Irvine and UC Davis to develop and test a set of accountability tools (measures). The universities will pilot test the measures over a three-year period in programs which voluntarily agree to participate.

Why is it important? Research indicates afterschool programs can have a beneficial effect on students in many areas, both socially and academically. Developing tools that capture these impacts in afterschool programs is important for program development and improvement and for demonstrating outcomes for students participating in high-quality afterschool programs.

Home | Field Test Surveys | Summer Learning Project | Project Overview | FAQ | Contact Us

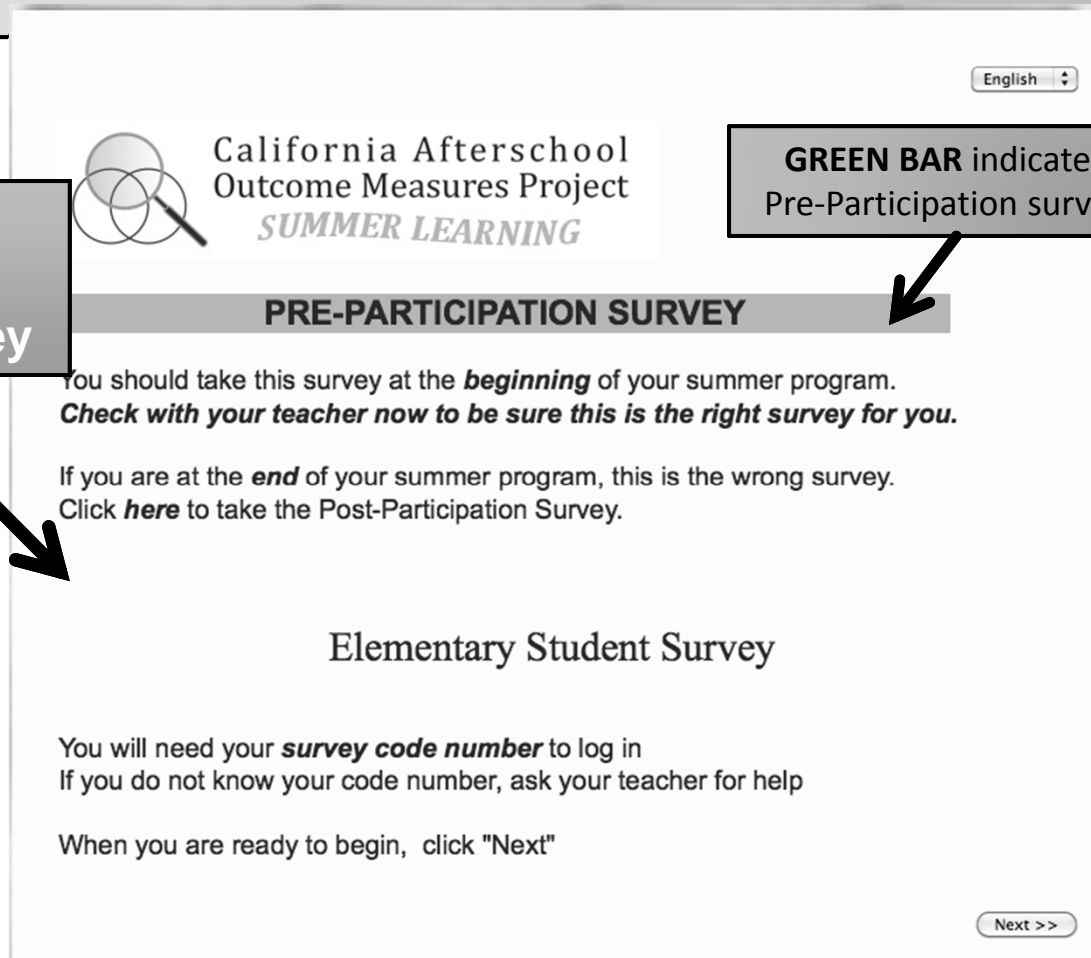
2. SELECT appropriate survey:

PRE-Participation Survey if administering at start of program

POST-Participation Survey if administering at end of program period

3. Click on appropriate level: Elementary or Middle School

Example First Page
Elementary Student
PRE-Participation Survey



English

California Afterschool
Outcome Measures Project
SUMMER LEARNING

PRE-PARTICIPATION SURVEY

You should take this survey at the **beginning** of your summer program.
Check with your teacher now to be sure this is the right survey for you.

If you are at the **end** of your summer program, this is the wrong survey.
Click **here** to take the Post-Participation Survey.

Elementary Student Survey

You will need your **survey code number** to log in
If you do not know your code number, ask your teacher for help

When you are ready to begin, click "Next"

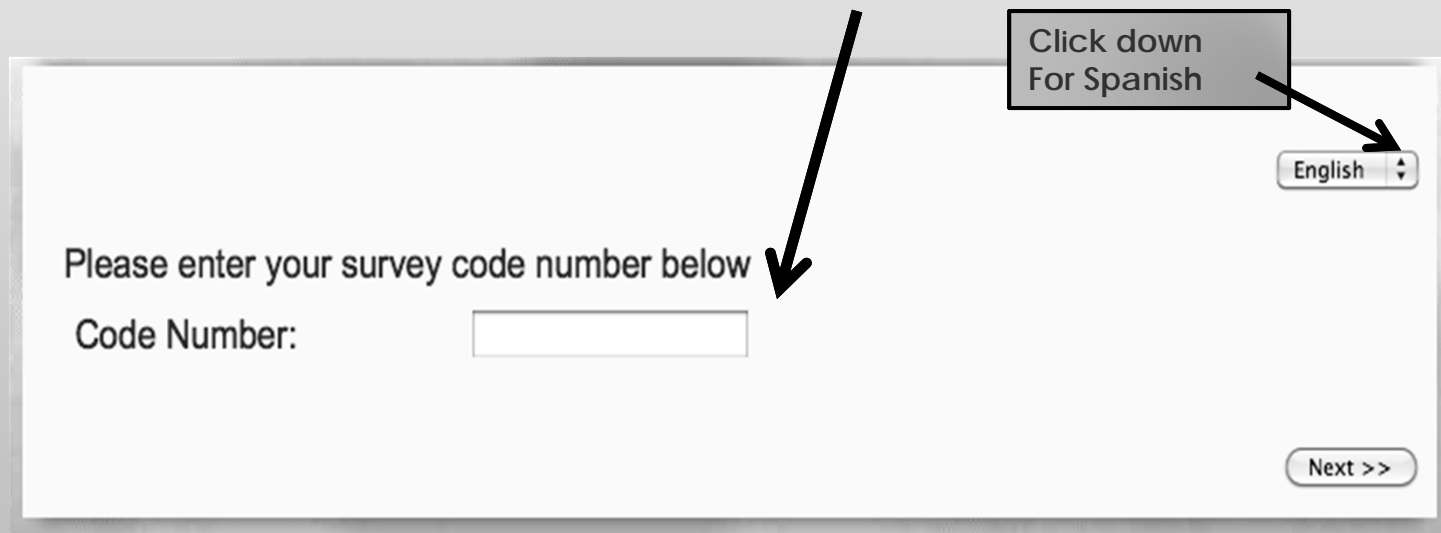
Next >>

GREEN BAR indicates
Pre-Participation survey

4. Student

a. Selects language [English or Spanish]

b. Enters assigned survey code:



The screenshot shows a web form with the following elements:

- Text: "Please enter your survey code number below"
- Text: "Code Number:" followed by an empty text input field.
- Language selection: A dropdown menu currently showing "English".
- Next button: A button labeled "Next >>".

Annotations include:

- A box labeled "Click down For Spanish" with an arrow pointing to the dropdown menu.
- An arrow pointing from the text "Please enter your survey code number below" to the input field.

To review survey & test link on
computers prior to administering use
TEST ACCESS CODE: 52911

5. When student has finished survey this page should appear.



California Afterschool
Outcome Measures Project
SUMMER LEARNING

Thank you, your survey is now complete

Please inform a teacher that you are finished, and ***show them this screen***

If ***another student*** is ready to complete the survey now,
please click the *Start a new survey* button below

If ***no other student*** will be completing the survey now,
please close this browser window

Start a new survey

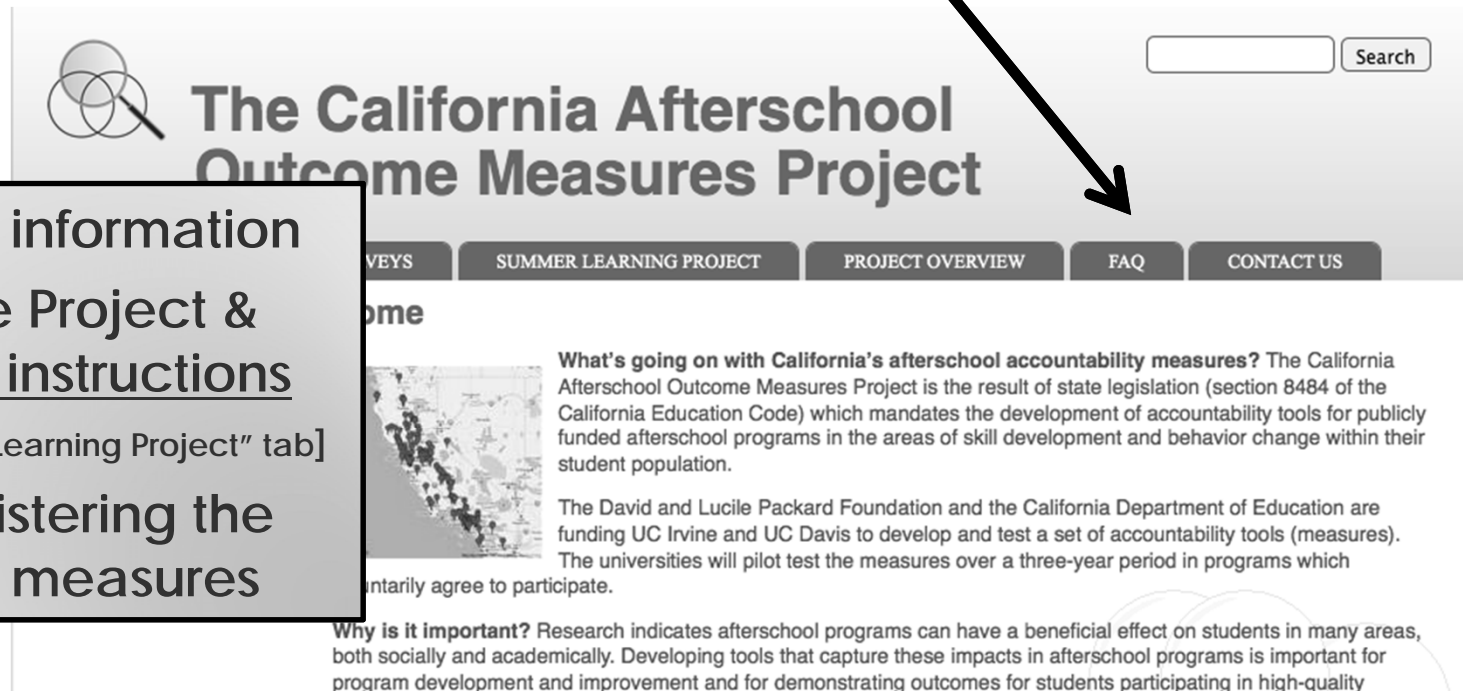
Program Staff Survey:

Reports on Students in Afterschool Program

- * **Staff** need both their **individual access code** and the **survey code for each student** for whom they will be completing a report.
- * Each **student report** takes **3-5 minutes** to complete.
 - *Staff may complete student reports in multiple sessions.*
For example: A staff completing reports for 20 students can do four reports a day (a 20-minute session) on five different days.
- * Ideally, staff should complete reports at the end of the summer session on the same students for whom they completed reports at the beginning of the summer. However, if there are changes in staff or group assignments then staff can report on different students.

Questions about Outcome Measures

For answers to frequently asked questions go to Project Website click on **“FAQ”** tab:



View other information about the Project & download instructions [click on “Summer Learning Project” tab] for administering the outcome measures

Questions before or during survey administration...
Contact us by email at:
afterschool@uci.edu